

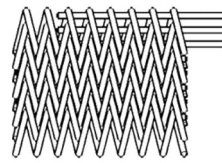
Construction / Variations



Left hand spiral




Right hand spiral



Cordweave 3

3 connecting pins per spiral



Cordweave 4

4 connecting pins per spiral

Belt Identification Details

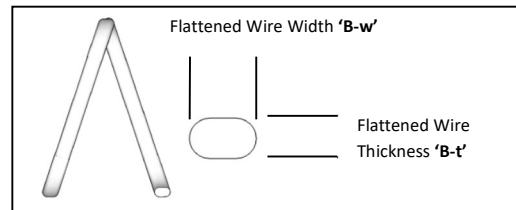
	A	B	C	D
Pin Count	Lateral Pitch	Spiral Wire Diameter	Longitudinal Pitch	Connecting pin Wire Diameter

If Flat Wire for spirals

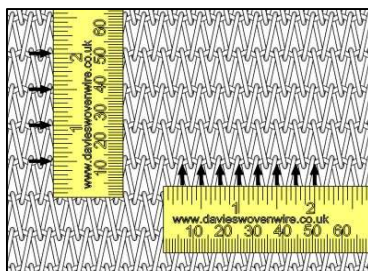
B-w		B-t	
------------	--	------------	--

Belt Dimensions

L	Length	
W	Width	
	Material	



Flattened Spiral Wire



Checking Specification

To get a more accurate dimensions measure over 10 pitches, then divide the measurement by the 10.